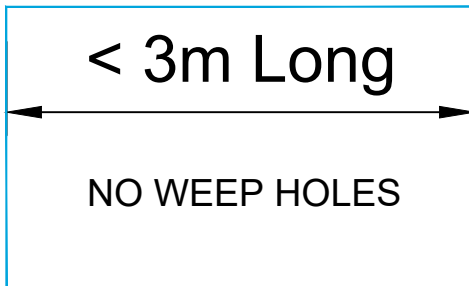


# Hollowcore Plank Weephole Guidance

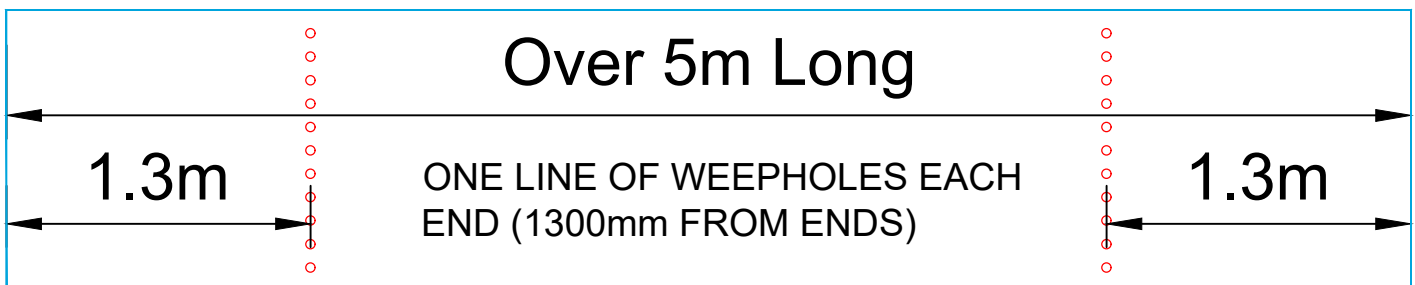
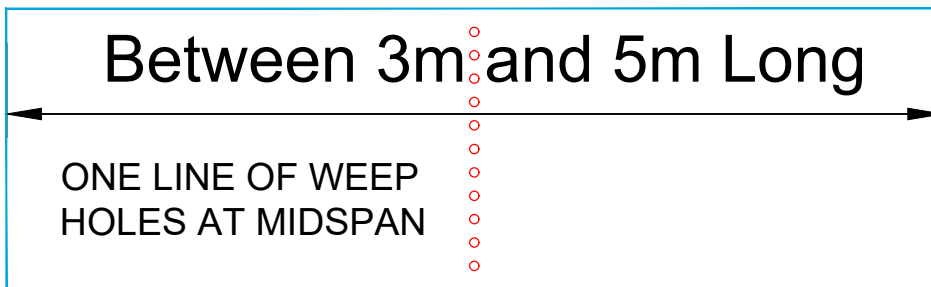
## Product Detail



Planks < 3m, water can easily flow out of the cores during the various stages that the plank is in transition. On this basis weepholes are omitted.

Plank length affects the arrangement of weep holes

Generally weepholes are formed from the top of the unit down  
*"top down" method*



### Creagh technical department

The above weephole directive, has been produced based upon the manufacture and site installation knowledge and experience of Creagh's engineering and manufacturing teams and is considerate of industry best practice.